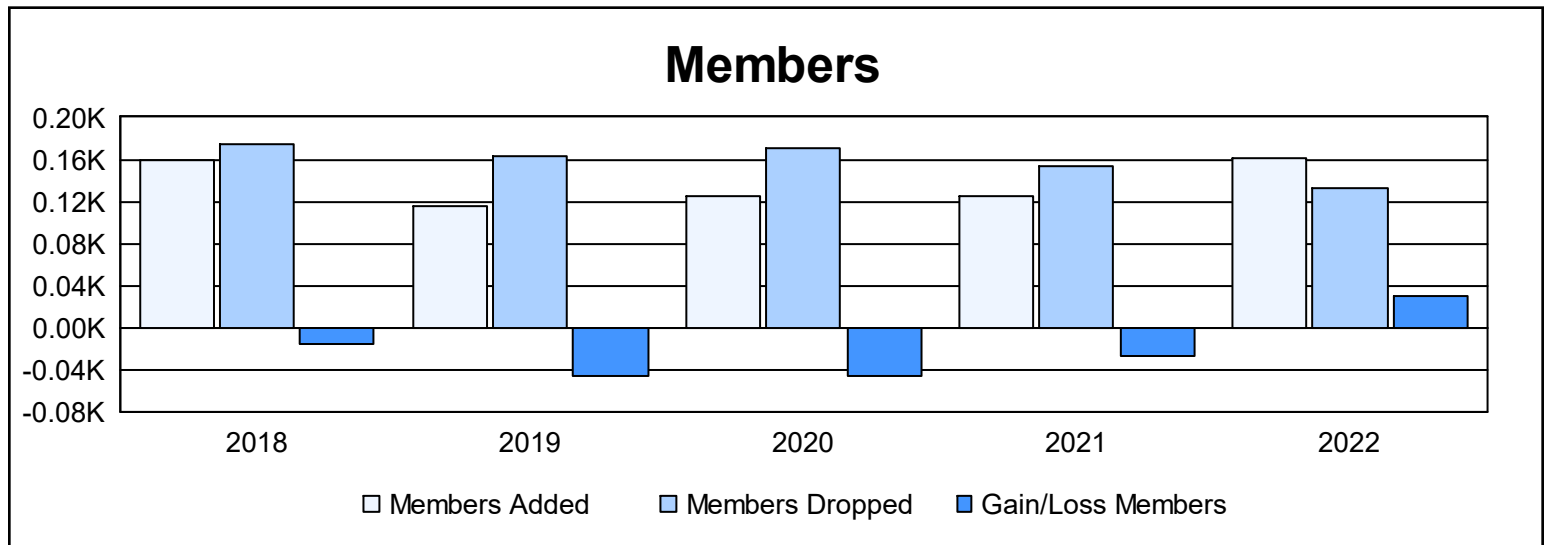
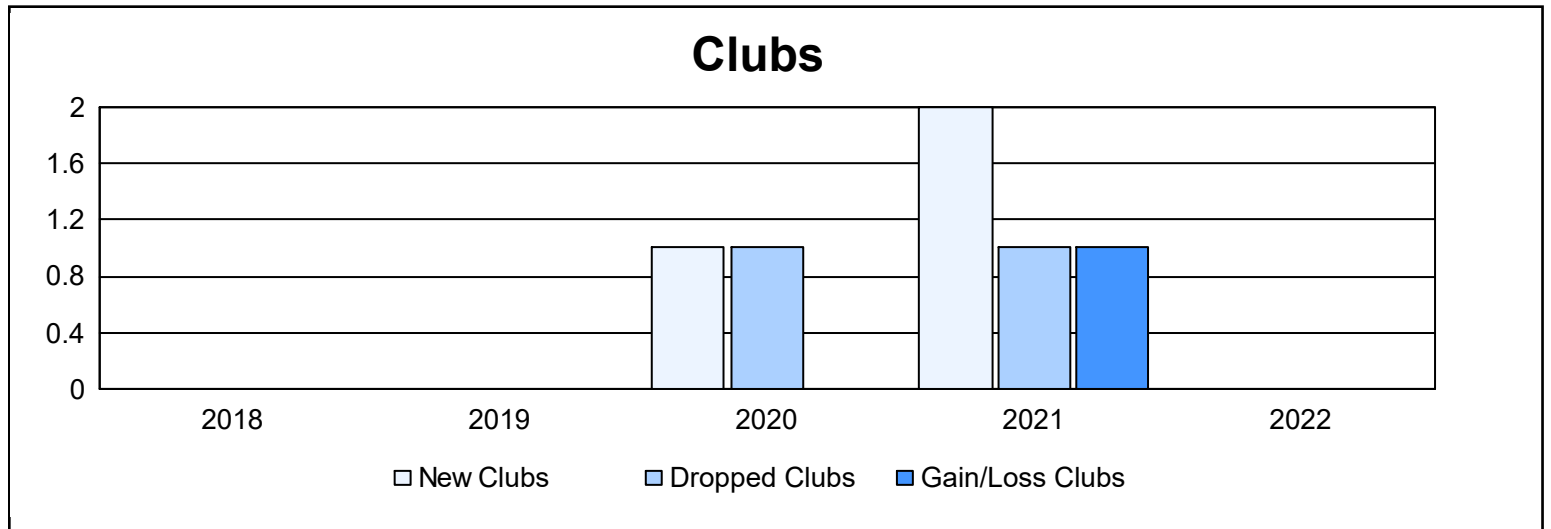
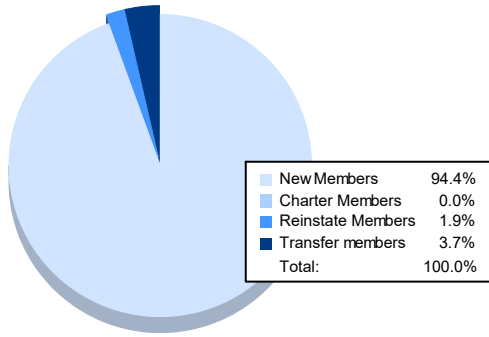


Year	New Clubs	Dropped Clubs	Gain/Loss Clubs	New Members	Charter Members	Reinstate Members	Transfer Members	Total Member Added	Total Members Dropped	Gain/Loss Members
2017-2018	0	0	0	151	0	1	8	160	175	-15
2018-2019	0	0	0	107	0	6	3	116	163	-47
2019-2020	1	1	0	94	23	3	4	124	170	-46
2020-2021	2	1	1	67	46	6	6	125	153	-28
2021-2022	0	0	0	152	0	3	6	161	132	29
<b>Average</b>	<b>1</b>	<b>0</b>	<b>0</b>	<b>114</b>	<b>14</b>	<b>4</b>	<b>5</b>	<b>137</b>	<b>159</b>	<b>-21</b>



### Membership Composition June 2022 Cumulative



### Gender Composition June 2022 Cumulative

